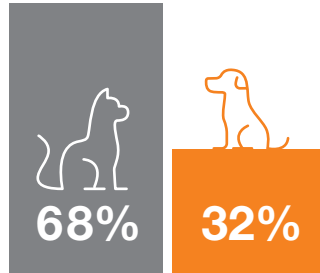


## THE STATE OF U.S. ANIMAL SHELTERING 2021

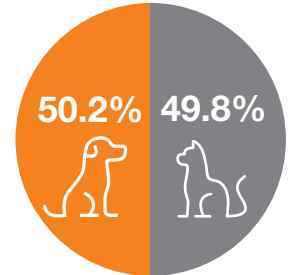
# National and species trends

Shelters in the U.S. finished 2021 with a lifesaving gap of 355,000 cats and dogs, which was slightly higher than the lifesaving gap in 2020 (347,000). This increase was a result of adoptions and other live outcomes not increasing at the same rate as intake.

- ▶ **The nation's lifesaving gap of 355,000** is made up of 68% cats and 32% dogs, roughly 240,000 cats and 115,000 dogs.



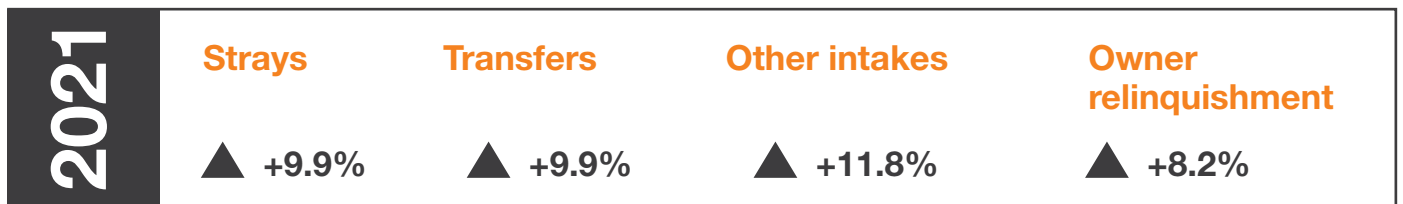
- ▶ **The nation's 2021 intake was 4.6 million**, split almost equally between dogs and cats. (From 2016 to 2018, dogs made up about 53% of intake.)



- ▶ **In 2021, intake increased by 9.8%**, outpacing that of both live outcomes and other outcomes. This resulted in increased shelter populations.



The increase in intake was driven more by strays, transfers and other intakes rather than owner relinquishment. **The increase in cat intake was 3% points higher than that of dogs.**



- ▶ **Adoptions increased by 5.5% in 2021**, a significantly lower increase than that of intake. This increase was driven more by cats than dogs.

